

Café™ 36" Built-In Gas Cooktop

CGP95363MS2 / CGP95362MS1

CAFÉ

DISTINCT BY DESIGN™



ALSO AVAILABLE IN CGP95362MS1
Stainless Steel with
Brushed Stainless
knobs

FEATURES & BENEFITS

Sear, fry and sautee on a **20,000 BTU triple ring burner**

Give your kitchen a little glimmer with **white LED knob lighting**.

Get the most from your cooktop and eliminate the need for extra cookware with **an extra-large, integrated cooktop griddle**.

When you're updating your kitchen, attention to detail is a priority. That's why Café cooktops are guaranteed for an exact fit for an easy and seamless replacement.

Always get your hollandaise just right with a **simmer burner** that provides low, even heat.

Easily move heavy cookware across the surface without worry, thanks to **continuous, cast-iron burners**.

Keep your kitchen sparkling, even when there's a spill with **sealed cooktop burners** that contain messes for easy cleanup.

Prevent unintended burner activation with **control lock capability**.

Enjoy the party without worrying about clean up, thanks to **dishwasher-safe grates**.

APPEARANCE

Control Knobs	Dishwasher Safe White LED Backlit
Cooktop Burner Grate Color	Matte Black

FEATURES

Cooktop Burner Type	5 Sealed
Cooktop Surface	Deep Stainless Steel
Ignition System	Electronic
Burner - Left Front	9,500 BTU
Burner - Left Rear	9,500 BTU
Burner - Right Front	15,000 BTU Power Boil
Burner - Right Rear	5,000 BTU
Burner - Center	20,000 BTU Tri-ring Power Boil
Control Type	Knob
Cooktop Control Features	Child Lock
Control Location	Front Center
Cooktop Burner Grate Features	Continuous Grates Dishwasher Safe
Cooktop Burner Grate Material	Edge-to-Edge Grates Heavy Cast
Fuel Type	Natural Gas (factory set)
Valves (Degree of Turn)	270

POWER/RATINGS

Burner BTU Ratings (000's/BTU) - LP Gas	(1) 18.0 (1) 15.0 (2) 9.5 (1) 5.0
Burner BTU Ratings (000's/BTU) - Natural Gas	(1) 20.0 (1) 15.0 (2) 9.5 (1) 5.0
Volts/Hertz/Amps	120V 60Hz 5A

WEIGHTS & DIMENSIONS

Approximate Shipping Weight	57 lb
Cabinet Width	36 in
Cutout Dimensions Width x Depth (In.)	33-7/8 x 19-1/8
Net Weight	51 lb
Overall Depth	21 in
Overall Height	5 1/2 in
Overall Width	36 in

ACCESSORIES

Stainless Steel Cleaner	Included
Griddle	Cast Iron - Included
LP Conversion Kit	Included

Café™ 36" Built-In Gas Cooktop

CGP95363MS2 / CGP95362MS1

CAFÉ

DISTINCT BY DESIGN™

WARRANTY

Parts warranty	Limited 1-year entire appliance
Labor warranty	Limited 1-year entire appliance
Warranty notes	See written warranty for full details

DIMENSIONS AND INSTALLATION

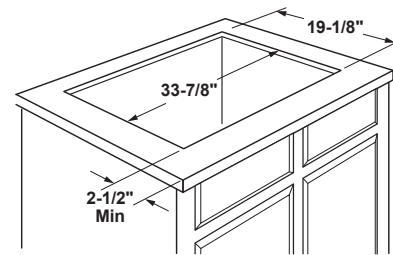
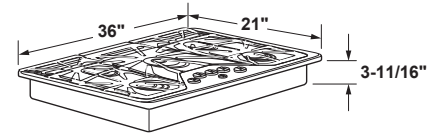
AGA Requirement: All gas cooktop models require 7/16" free area below cooktop height to combustible material. Requires 18" minimum from countertop to adjacent overhead cabinets.

Note: If installing with Telescopic Downdraft System, consult both cooktop and downdraft installation instructions packed with product before installing. Cooktop gas/electric supply may need to be re-routed to install downdraft.

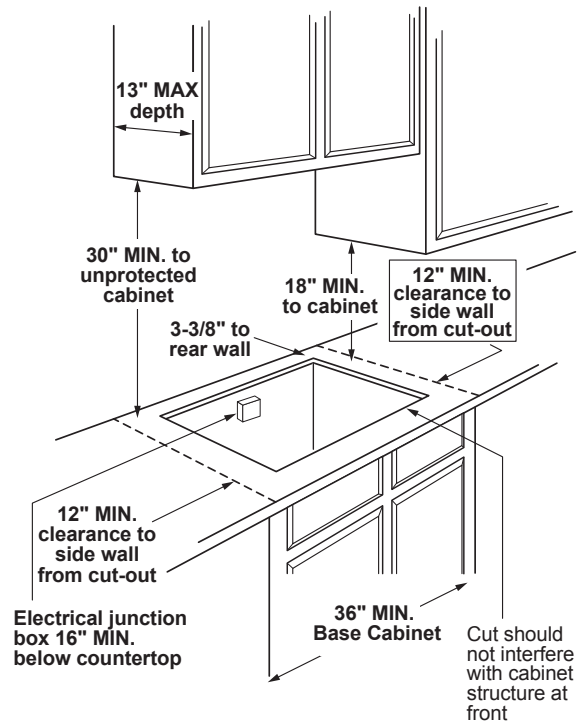
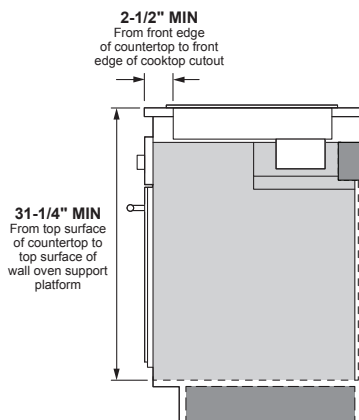
Electrical Rating: 120V, 60Hz, 5A

Installation With Single Wall Oven Information: 36" Gas cooktops are approved for use over select 30" Wall Ovens and Warming Drawers. Refer to cooktop and wall oven/warming drawer installation instructions packed with product for current dimensional data.

Installation Information: Before installing, consult installation instructions, packed with product, for current dimensional data.



Installation above a wall oven



Dimension and installation information are shown in inches.
*Allow 5-3/4" depth at rear for electrical and gas connections

ADDITIONAL ACCESSORIES



CXCG1K0PMBZ
Brushed Bronze
Knobs



CXCG1K0PMSS
Brushed Stainless
Knobs



CXCG1K0PMBT
Brushed Black
Knobs



CXCG1K0PMCU
Brushed Copper
Knobs