



# Side-by-Side Refrigerator

FPHC2398L F

23 Cu. Ft. Counter-Depth



## Product Dimensions

Height (Including Hinges & Rollers)	69-3/8"
Width	36"
Depth (Including Door)	28-1/4"

## More Easy-To-Use Features

### PowerPlus™ Ice<sup>3</sup>

PowerPlus™ Ice delivers up to 37 percent more ice.

### PowerPlus™ Freeze

Quickly freeze whatever you store to keep foods at their freshest.

### PureAir Ultra™ Filters

Keeps the air cleaner and fresher.

### SpillSafe® Shelves

Designed to keep spills contained, making cleanup a breeze.

### Pro-Select™ Controls

Easily select options with the touch of a button.

### EnergySaver™ Plus Technology<sup>4</sup>

Our refrigerator will automatically go into an energy-saving mode if not opened for 24 hours.

### Automatic Alerts

Refrigerator alerts you if the door is left open or if temperature rises.

### Performance Lighting

Beautiful, ramp-up lighting keeps contents clearly visible.

## Signature Features



### Most Usable Shelf Space<sup>1</sup>

Our adjustable shelves have room to store more.



### SpaceWise™ Organization System

Our SpaceWise™ organization system makes it easy to keep food organized and easy to find when you need it.



### Real Stainless Steel

Real stainless steel with a protective coating that reduces fingerprints and smudges so it's easy to clean.



### Best-in-Class Ice & Water Filtration<sup>2</sup>

PureSource Ultra™ Water Filtration offers best-in-class water filtration so you get cleaner, better-tasting water at your fingertips.

ENERGY STAR®

Sabbath Mode (Star-K® Certified)



### Available in:



Stainless (F)

<sup>1</sup>As compared to other counter-depth side-by-side models.

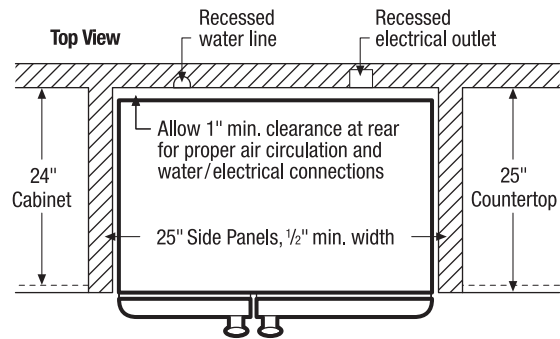
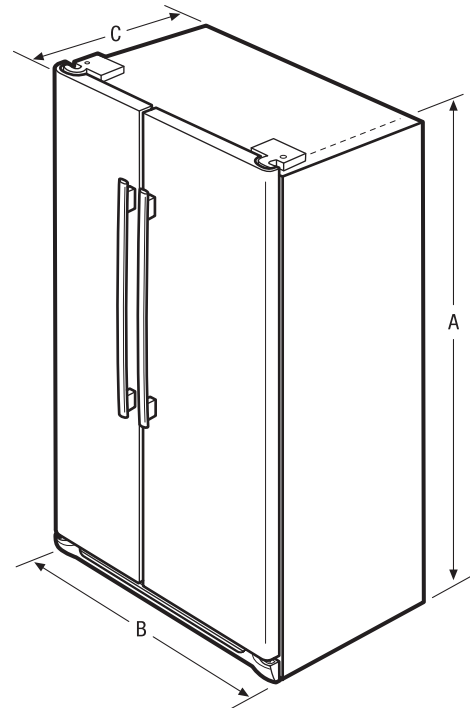
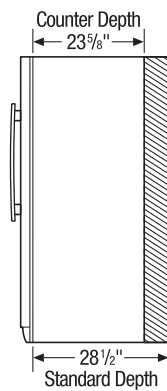
<sup>2</sup>As compared to other consumer refrigeration water filtration systems.

<sup>3</sup>In a 24-hour period.

<sup>4</sup>If this refrigerator door is not opened for 24 hours AND the refrigerator system is set to the 12-hour defrost cycle, then the system automatically goes to a 96-hour compressor run time defrost cycle to conserve electricity.

Features	
Door Design	Soft-Arc
Door Handle Design	Stainless Steel
Cabinet Finish	Stainless Look
Door Stops/Door Closers	Yes/Yes
Door Hinge Covers	Hidden
Rollers - Front/Rear	Adjustable/Yes
EnergySaver™ Plus Technology	Yes
Water Filter Location	Top Right Rear-Side
Sound Package	Quiet Pack
Dispenser	
Controls	Pro-Select™
Dispenser Design	Tall, Single Paddle
Number of Dispenser Buttons	13
Crushed Ice / Cube Ice / Chilled Water	Yes / Yes / Yes
Ice Option	PowerPlus™ Ice
Freeze Option	PowerPlus™ Freeze
Display On / Off Option	Yes
Control Lock / Light	Yes / Yes
Temp / Door Ajar / Power Failure Alerts	Yes / Yes / Yes
Water Filter Change Indicator Light	Yes
Air Filter Change Indicator Light	Yes
Refrigerator Features	
Interior Lighting	Performance
Water Filter Type	PureSource Ultra™
Air Filter Type	PureAir Ultra™
Fixed Shelves	
Sliding Shelves	3 SpillSafe®
Cool Zone™ Drawer	1 Stacked
Wine / Can Rack	No / 1 Clear
Upper Crisper / Lower Crisper	1 Clear / 1 Clear
Humidity Controls	2
Dairy Compartment	1 Clear
Fixed Door Bins	1 One-Gallon Clear
Adjustable Door Bins	2 Two-Liter Clear
Non-Slip Bin Liner / Bottle Retainers	Yes / 1 Clear
Condiment Bin	1 Clear
Freezer Features	
Door Bins / Tilt-Out Wire Door Bins	2 White / 2
Fixed Shelves	1 Flip-Out / 1 Wire
Full Extension Baskets	
Full Freezer Baskets	2 Wire
Half Freezer Baskets	1 Wire
Ice Cream Shelf / Pizza Shelf	
SpaceSaver™ Shelf	Yes
Lighting	Yes
Certifications	
Sabbath Mode (Star-K® Certified)	Yes
ENERGY STAR®	Yes
Specifications	
Total Capacity (Cu. Ft.)	22.6
Refrigerator Capacity (Cu. Ft.)	14.1
Freezer Capacity (Cu. Ft.)	8.5
Power Supply Connection Location	Right Bottom Rear
Water Inlet Connection Location	Left Bottom Rear
Voltage Rating	120V / 60Hz / 15 or 20A
Connected Load (kW Rating) @ 120 Volts¹	1.02
Amps @ 120 Volts	8.5
Minimum Circuit Required (Amps)	15
Shipping Weight (Approx.)	310 Lbs.

**Standard Refrigerator Depth vs. Counter Depth**



NOTE: For planning purposes only. Always consult local and national electric and plumbing codes. Refer to Product Installation Guide for detailed installation instructions on the web at [frigidaire.com](http://frigidaire.com).



Product Dimensions	
A - Height (Incl. Hinges and Rollers)	69-3/8"
B - Width	36"
C - Depth (Incl. Door)	28-1/4"
Depth with Door Open 90°	45"

"Built-In Look" Cutout Dimensions	
Height (Incl. Hinges and Rollers)	70-1/4"
Width	36"
Depth	25"

<sup>1</sup>For use on adequately wired 120V, dedicated circuit having 2-wire service with a separate ground wire. Appliance must be grounded for safe operation.

Accessories information available on the web at [frigidaire.com](http://frigidaire.com)

**FRIGIDAIRE**

USA • 10200 David Taylor Drive • Charlotte, NC 28262 • 1-800-FRIGIDAIRE • [frigidaire.com](http://frigidaire.com)  
 CANADA • 5855 Terry Fox Way • Mississauga, ON L5V 3E4 • 1-800-265-8352 • [frigidaire.ca](http://frigidaire.ca)